

TROPICAL SERIES

The Tropical Series contains all of Four Winds Spas' one pump 12 Amp dual speed systems. Each spa comes equipped with a water feature, LED Spa Rainbow Light, and drain. This series contains some of the basic models and configurations.

PUMPS: 1 x 12 Amp 5.0 HP Dual Speed
1 x 11.5 Amp 3.0 HP Dual Speed

PACK: Balboa VS300 Series (US)
Balboa GS501SZ (EU)

TOPSIDE CONTROLS: Balboa VL406U 4-Button (US)
Balboa VL600U 5-Button (EU)

HEATER: 4.0 kw (3.0 kw EU)

FILTRATION: 35 sq ft screw-in filter


SHELL: Acrylic

SHELL COLORS:

STERLING
SILVER



WHITE
PEARL



SAHARA




OYSTER
OPAL




MIDNIGHT
CANYON



STORM
CLOUDS




TUSCAN
SUN




COVER OPTIONS: Mahogany/Slate

CABINET OPTIONS:


ELITE
ESPRESSO
WITH BLACK



ELITE
GREY
WITH BLACK



ELITE
BLACK



ELITE
ESPRESSO



Certain colors and finishes are only available for certain models. Call for details.

LANAI



DIMENSIONS: 72" x 66 x 33"

SEATING: 3 Persons

JETS: 22 Dual Tone Max Pro Jets

VOLUME: 250 US Gallons / 946 L

DRY WEIGHT: 480 lbs / 218 kg

FILLED WEIGHT: 2,570 lbs / 1,168 kg

All Specifications are current at time of publishing but subject to change without notice.

INCLUDED FEATURES:

LED Rainbow Spa Light, Green Energy Retention System, 360 Filtration, Spa Cover, Water Features

AVAILABLE EXTRAS:

Steps, Cover Lift, LED Standard Lighting, LED Deluxe Lighting, Cabinet LED Logo, Ozonator, Bluecube Mini Amp Audio System (Cabinet speakers only) Aromatherapy, LED Cupholders, Subwoofer, LED Lighting on Elite Panels

Spec sheets show a summary of features and options for each spa model. For more details please see a sales associate.

