

TROPICAL SERIES

The Tropical Series contains all of Four Winds Spas' one pump 12 Amp dual speed systems. Each spa comes equipped with a water feature, LED Spa Rainbow Light, and drain. This series contains some of the basic models and configurations.

PUMPS: 1 x 12 Amp 5.0 HP Dual Speed (US)
1 x 11.5 Amp 3.0 HP Dual Speed (EU)

PACK: Balboa VS300 Series (US)
Balboa GS501SZ (EU)

TOPSIDE CONTROLS: Balboa VL406U 4-Button (US)
Balboa VL600U 5-Button (EU)

HEATER: 4.0 kw (3.0 kw EU)

FILTRATION: 35 sq ft screw-in filter


SHELL: Acrylic

SHELL COLORS:

STERLING
SILVER



WHITE
PEARL



SAHARA




OYSTER
OPAL




MIDNIGHT
CANYON



STORM
CLOUDS




TUSCAN
SUN




COVER OPTIONS: Mahogany/Slate

CABINET OPTIONS:


ELITE
ESPRESSO
WITH BLACK




ELITE
GREY
WITH BLACK



ELITE
BLACK



ELITE
ESPRESSO



Certain colors and finishes are only available for certain models. Call for details.

ARUBA



DIMENSIONS: 73" x 73 x 33"

SEATING: 2 Persons

JETS: 22 Max Pro Jets, 1 Master Massager

VOLUME: 250 US Gallons / 946 L

DRY WEIGHT: 520 lbs / 236 kg

FILLED WEIGHT: 2,610 lbs / 1,186 kg

All Specifications are current at time of publishing but subject to change without notice.

INCLUDED FEATURES:

LED Rainbow Spa Light, Green Energy Retention System, 360 Filtration, Spa Cover, Water Features

AVAILABLE EXTRAS:

Steps, Cover Lift, LED Standard Lighting, LED Deluxe Lighting, Cabinet LED Logo, Ozonator, Bluecube Mini Amp Audio System (Cabinet Speakers Only), Subwoofer

Spec sheets show a summary of features and options for each spa model. For more details please see a sales associate.

